

*The Cutting Edge **M**astered*

A circular logo featuring a stylized hurricane or cyclone symbol.

## HURRICANE

### 3xD, 5xD, 8xD

#### Hurricane Drill Series

- Non-Coolant Through
- Coolant Through



# Hurricane Drills

## 3xD Length

2 FLUTE • 140° POINT • 30° HELIX  
RIGID DESIGN FOR FAST FEED RATES

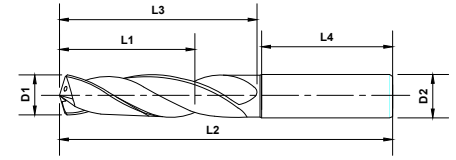
POWERA COATED

MAP CERTIFIED QUALITY

HIGH PERFORMANCE A-Gr-SiV SUBMICRON GRAIN CARBIDE

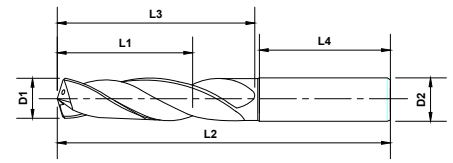


DESIGNED FOR USE ON:



Imperial Decimal Diameter (D1)	Metric Diameter (D1)	Length of Cut (L1)	Length of Flute (L3)	Shank Diameter (D2)	Shank Length (L4)	Overall Length (L2)	POWERA Non-Coolant Through	POWERA Coolant Through
0.1181	3.000	14	20	6	36	62	750-002-1	-
0.1220	3.100	14	20	6	36	62	750-004-1	-
0.1248	3.170	14	20	6	36	62	750-006-1	-
0.1250 (1/8")	3.175	14	20	6	36	62	750-008-1	-
0.1260	3.200	14	20	6	36	62	750-010-1	-
0.1280	3.250	14	20	6	36	62	750-012-1	-
0.1299	3.300	14	20	6	36	62	750-014-1	-
0.1339	3.400	14	20	6	36	62	750-016-1	750-516-1
0.1360 (#29)	3.454	14	20	6	36	62	750-338-1	750-838-1
0.1378	3.500	14	20	6	36	62	750-018-1	750-518-1
0.1406 (9/64")	3.570	14	20	6	36	62	750-020-1	750-520-1
0.1417	3.600	14	20	6	36	62	750-024-1	750-524-1
0.1457	3.700	14	20	6	36	62	750-026-1	750-526-1
0.1496	3.800	17	24	6	36	66	750-028-1	750-528-1
0.1535	3.900	17	24	6	36	66	750-030-1	750-530-1
0.1563 (5/32")	3.970	17	24	6	36	66	750-034-1	750-534-1
0.1575	4.000	17	24	6	36	66	750-036-1	750-536-1
0.1590 (#21)	4.039	17	24	6	36	66	750-340-1	750-840-1
0.1614	4.100	17	24	6	36	66	750-038-1	750-538-1
0.1654	4.200	17	24	6	36	66	750-040-1	750-540-1
0.1693	4.300	17	24	6	36	66	750-042-1	750-542-1
0.1719 (11/64")	4.366	17	24	6	36	66	750-044-1	750-544-1
0.1720	4.370	17	24	6	36	66	750-046-1	750-546-1
0.1732	4.400	17	24	6	36	66	750-048-1	750-548-1
0.1772	4.500	17	24	6	36	66	750-050-1	750-550-1
0.1811	4.600	17	24	6	36	66	750-052-1	750-552-1
0.1831	4.650	17	24	6	36	66	750-054-1	750-554-1
0.1850	4.700	17	24	6	36	66	750-056-1	750-556-1
0.1874	4.760	20	28	6	36	66	750-058-1	750-558-1
0.1875 (3/16")	4.763	20	28	6	36	66	750-060-1	750-560-1
0.1890	4.800	20	28	6	36	66	750-062-1	750-562-1
0.1929	4.900	20	28	6	36	66	750-064-1	750-564-1
0.1935 (#10)	4.915	20	28	6	36	66	750-342-1	750-842-1
0.1969	5.000	20	28	6	36	66	750-066-1	750-566-1
0.2008	5.100	20	28	6	36	66	750-068-1	750-568-1
0.2010 (#7)	5.105	20	28	6	36	66	750-344-1	750-844-1
0.2031 (13/64")	5.160	20	28	6	36	66	750-072-1	750-572-1
0.2047	5.200	20	28	6	36	66	750-074-1	750-574-1
0.2087	5.300	20	28	6	36	66	750-076-1	750-576-1
0.2126	5.400	20	28	6	36	66	750-078-1	750-578-1

# 3XD HURRICANE DRILLS CONTINUED



Imperial Decimal Diameter (D1)	Metric Diameter (D1)	Length of Cut (L1)	Length of Flute (L3)	Shank Diameter (D2)	Shank Length (L4)	Overall Length (L2)	POWERA Non-Coolant Through	POWERA Coolant Through
0.2165	5.500	20	28	6	36	66	750-080-1	750-580-1
0.2185	5.550	20	28	6	36	66	750-082-1	750-582-1
0.2188 (7/32")	5.556	20	28	6	36	66	750-084-1	750-584-1
0.2189	5.560	20	28	6	36	66	750-086-1	750-586-1
0.2205	5.600	20	28	6	36	66	750-088-1	750-588-1
0.2244	5.700	20	28	6	36	66	750-090-1	750-590-1
0.2283	5.800	20	28	6	36	66	750-092-1	750-592-1
0.2323	5.900	20	28	6	36	66	750-094-1	750-594-1
0.2343	5.950	20	28	6	36	66	750-096-1	750-596-1
0.2344 (15/64")	5.953	20	28	6	36	66	750-098-1	750-598-1
0.2362	6.000	20	28	6	36	66	750-100-1	750-600-1
0.2402	6.100	24	34	8	36	79	750-102-1	750-602-1
0.2441	6.200	24	34	8	36	79	750-104-1	750-604-1
0.2480	6.300	24	34	8	36	79	750-106-1	750-606-1
0.2500 (1/4")	6.350	24	34	8	36	79	750-108-1	750-608-1
0.2520	6.400	24	34	8	36	79	750-110-1	750-610-1
0.2559	6.500	24	34	8	36	79	750-112-1	750-612-1
0.2570 (#F)	6.528	24	34	8	36	79	750-346-1	750-846-1
0.2598	6.600	24	34	8	36	79	750-114-1	750-614-1
0.2638	6.700	24	34	8	36	79	750-116-1	750-616-1
0.2656 (17/64")	6.747	24	34	8	36	79	750-118-1	750-618-1
0.2657	6.750	24	34	8	36	79	750-120-1	750-620-1
0.2677	6.800	24	34	8	36	79	750-122-1	750-622-1
0.2717	6.900	24	34	8	36	79	750-124-1	750-624-1
0.2756	7.000	24	34	8	36	79	750-126-1	750-626-1
0.2795	7.100	29	41	8	36	79	750-128-1	750-628-1
0.2811	7.140	29	41	8	36	79	750-130-1	750-630-1
0.2813 (9/32")	7.144	29	41	8	36	79	750-132-1	750-632-1
0.2835	7.200	29	41	8	36	79	750-134-1	750-634-1
0.2874	7.300	29	41	8	36	79	750-136-1	750-636-1
0.2913	7.400	29	41	8	36	79	750-138-1	750-638-1
0.2953	7.500	29	41	8	36	79	750-140-1	750-640-1

Mastercut's PowerA coating for more aggressive speeds and feeds!

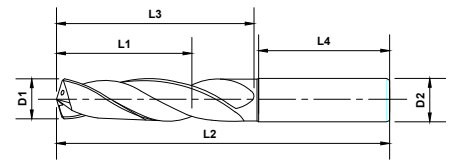
## POWERA COATING (AlTiN)

PowerA is Mastercut Tool Corp's proprietary AlTiN, a PVD coating that surpasses the proven performance of TiAlN for a broader spectrum of machining applications. With an increased thermal stability approaching 1,600°F (900°C), this coating excels in high-speed machining applications in wet, dry or MQL approaches. With a similarly impressive Vickers Hardness of our original TiAlN, PowerA offers an additional increase in thermal stability of 200°F (100°C). PowerA will ensure that heat buildup, friction, and edge breakdown are all greatly reduced, resulting in better cutting performance and longer tool life.



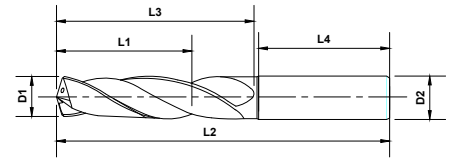
Also available in uncoated and PowerNR (nACRo) Coating

# 3XD HURRICANE DRILLS CONTINUED



Imperial Decimal Diameter (D1)	Metric Diameter (D1)	Length of Cut (L1)	Length of Flute (L3)	Shank Diameter (D2)	Shank Length (L4)	Overall Length (L2)	POWERA Non-Coolant Through	POWERA Coolant Through
0.2969 (19/64")	7.540	29	41	8	36	79	750-142-1	750-642-1
0.2992	7.600	29	41	8	36	79	750-146-1	750-646-1
0.3031	7.700	29	41	8	36	79	750-148-1	750-648-1
0.3071	7.800	29	41	8	36	79	750-150-1	750-650-1
0.3110	7.900	29	41	8	36	79	750-152-1	750-652-1
0.3125 (5/16")	7.938	29	41	8	36	79	750-154-1	750-654-1
0.3126	7.940	29	41	8	36	79	750-156-1	750-656-1
0.3150	8.000	29	41	8	36	79	750-158-1	750-658-1
0.3189	8.100	35	47	10	40	89	750-160-1	750-660-1
0.3228	8.200	35	47	10	40	89	750-162-1	750-662-1
0.3268	8.300	35	47	10	40	89	750-164-1	750-664-1
0.3280	8.330	35	47	10	40	89	750-166-1	750-666-1
0.3281 (21/64")	8.334	35	47	10	40	89	750-168-1	750-668-1
0.3307	8.400	35	47	10	40	89	750-170-1	750-670-1
0.3346	8.500	35	47	10	40	89	750-172-1	750-672-1
0.3386	8.600	35	47	10	40	89	750-174-1	750-674-1
0.3425	8.700	35	47	10	40	89	750-176-1	750-676-1
0.3438 (11/32")	8.731	35	47	10	40	89	750-178-1	750-678-1
0.3465	8.800	35	47	10	40	89	750-182-1	750-682-1
0.3504	8.900	35	47	10	40	89	750-184-1	750-684-1
0.3543	9.000	35	47	10	40	89	750-186-1	750-686-1
0.3583	9.100	35	47	10	40	89	750-188-1	750-688-1
0.3594 (23/64")	9.130	35	47	10	40	89	750-192-1	750-692-1
0.3622	9.200	35	47	10	40	89	750-194-1	750-694-1
0.3642	9.250	35	47	10	40	89	750-196-1	750-696-1
0.3661	9.300	35	47	10	40	89	750-198-1	750-698-1
0.3701	9.400	35	47	10	40	89	750-200-1	750-700-1
0.3740	9.500	35	47	10	40	89	750-202-1	750-702-1
0.3748	9.520	35	47	10	40	89	750-204-1	750-704-1
0.3750 (3/8")	9.525	35	47	10	40	89	750-206-1	750-706-1
0.3780	9.600	35	47	10	40	89	750-208-1	750-708-1
0.3819	9.700	35	47	10	40	89	750-210-1	750-710-1
0.3858	9.800	35	47	10	40	89	750-212-1	750-712-1
0.3898	9.900	35	47	10	40	89	750-214-1	750-714-1
0.3906 (25/64")	9.920	35	47	10	40	89	750-216-1	750-716-1
0.3937	10.000	35	47	10	40	89	750-220-1	750-720-1
0.3976	10.100	40	55	12	45	102	750-222-1	750-722-1
0.4016	10.200	40	55	12	45	102	750-224-1	750-724-1
0.4055	10.300	40	55	12	45	102	750-226-1	750-726-1
0.4063 (13/32")	10.320	40	55	12	45	102	750-230-1	750-730-1
0.4094	10.400	40	55	12	45	102	750-232-1	750-732-1
0.4134	10.500	40	55	12	45	102	750-234-1	750-734-1
0.4173	10.600	40	55	12	45	102	750-236-1	750-736-1
0.4213	10.700	40	55	12	45	102	750-238-1	750-738-1

# 3XD HURRICANE DRILLS CONTINUED



Imperial Decimal Diameter (D1)	Metric Diameter (D1)	Length of Cut (L1)	Length of Flute (L3)	Shank Diameter (D2)	Shank Length (L4)	Overall Length (L2)	<b>POWERA</b> Non-Coolant Through	<b>POWERA</b> Coolant Through
0.4219 (27/64")	10.716	40	55	12	45	102	750-240-1	750-740-1
0.4252	10.800	40	55	12	45	102	750-242-1	750-742-1
0.4291	10.900	40	55	12	45	102	750-244-1	750-744-1
0.4331	11.000	40	55	12	45	102	750-246-1	750-746-1
0.4370	11.100	40	55	12	45	102	750-248-1	750-748-1
0.4374	11.110	40	55	12	45	102	750-250-1	750-750-1
0.4375 (7/16")	11.113	40	55	12	45	102	750-252-1	750-752-1
0.4409	11.200	40	55	12	45	102	750-254-1	750-754-1
0.4449	11.300	40	55	12	45	102	750-256-1	750-756-1
0.4488	11.400	40	55	12	45	102	750-258-1	750-758-1
0.4528	11.500	40	55	12	45	102	750-260-1	750-760-1
0.4531 (29/64")	11.509	40	55	12	45	102	750-262-1	750-762-1
0.4567	11.600	40	55	12	45	102	750-264-1	750-764-1
0.4606	11.700	40	55	12	45	102	750-266-1	750-766-1
0.4646	11.800	40	55	12	45	102	750-268-1	750-768-1
0.4685	11.900	40	55	12	45	102	750-270-1	750-770-1
0.4688 (15/32")	11.906	40	55	12	45	102	750-272-1	750-772-1
0.4689	11.910	40	55	12	45	102	750-274-1	750-774-1
0.4724	12.000	40	55	12	45	102	750-276-1	750-776-1
0.4844 (31/64")	12.303	40	55	14	45	102	750-278-1	750-778-1
0.4921	12.500	43	60	14	45	107	750-280-1	750-780-1
0.4961	12.600	43	60	14	45	107	750-282-1	750-782-1
0.5000 (1/2")	12.700	43	60	14	45	107	750-284-1	750-784-1
0.5118	13.000	43	60	14	45	107	750-286-1	750-786-1
0.5315	13.500	43	60	14	45	107	750-288-1	750-788-1
0.5394	13.700	43	60	14	45	107	750-290-1	750-790-1
0.5512	14.000	43	60	14	45	107	750-292-1	750-792-1
0.5626 (9/16")	14.290	45	65	16	48	115	750-294-1	750-794-1
0.5709	14.500	45	65	16	48	115	750-296-1	750-796-1
0.5787	14.700	45	65	16	48	115	750-298-1	750-798-1
0.5906	15.000	45	65	16	48	115	750-300-1	750-800-1
0.6102	15.500	45	65	16	48	115	750-302-1	750-802-1
0.6181	15.700	45	65	16	48	115	750-304-1	750-804-1
0.6299	16.000	45	65	16	48	115	750-306-1	750-806-1
0.6496	16.500	51	73	18	48	123	750-308-1	750-808-1
0.6693	17.000	51	73	18	48	123	750-310-1	750-810-1
0.6890	17.500	51	73	18	48	123	750-312-1	750-812-1
0.7087	18.000	51	73	18	48	123	750-314-1	750-814-1
0.7283	18.500	55	79	20	50	131	750-316-1	750-816-1
0.7480	19.000	55	79	20	50	131	750-318-1	750-818-1
0.7677	19.500	55	79	20	50	131	750-320-1	750-820-1
0.7874	20.000	55	79	20	50	131	750-322-1	750-822-1

# Hurricane Drills

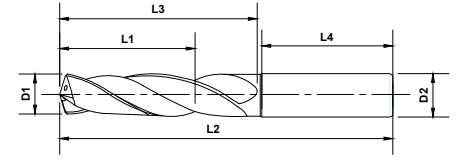
## 5xD Length

2 FLUTE • 140° POINT • 30° HELIX  
RIGID DESIGN FOR FAST FEED RATES  
POWERA COATED  
MAP CERTIFIED QUALITY

HIGH PERFORMANCE A-Gr-SiV SUBMICRON GRAIN CARBIDE

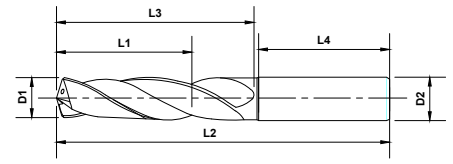


DESIGNED FOR USE ON:



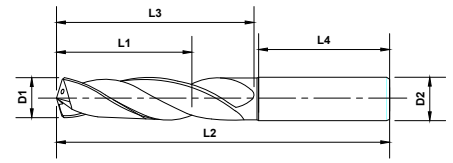
Imperial Decimal Diameter (D1)	Metric Diameter (D1)	Length of Cut (L1)	Length of Flute (L3)	Shank Diameter (D2)	Shank Length (L4)	Overall Length (L2)	POWERA Non-Coolant Through	POWERA Coolant Through
.1181	3.000	23	28	6	36	66	751-002-1	-
.1220	3.100	23	28	6	36	66	751-004-1	-
.1248	3.170	23	28	6	36	66	751-006-1	-
1/8 (.1250)	3.175	23	28	6	36	66	751-008-1	-
.1260	3.200	23	28	6	36	66	751-010-1	-
.1280	3.250	23	28	6	36	66	751-012-1	-
.1299	3.300	23	28	6	36	66	751-014-1	-
.1339	3.400	23	28	6	36	66	751-016-1	751-516-1
.1378	3.500	23	28	6	36	66	751-018-1	751-518-1
.1406	3.570	23	28	6	36	66	751-020-1	751-520-1
9/64 (.1406)	3.572	23	28	6	36	66	751-022-1	751-522-1
.1417	3.600	23	28	6	36	66	751-024-1	751-524-1
.1457	3.700	23	28	6	36	66	751-026-1	751-526-1
.1496	3.800	29	36	6	36	74	751-028-1	751-528-1
.1535	3.900	29	36	6	36	74	751-030-1	751-530-1
5/32 (.1563)	3.969	29	36	6	36	74	751-032-1	751-532-1
.1563	3.970	29	36	6	36	74	751-034-1	751-534-1
.1575	4.000	29	36	6	36	74	751-036-1	751-536-1
.1614	4.100	29	36	6	36	74	751-038-1	751-538-1
.1654	4.200	29	36	6	36	74	751-040-1	751-540-1
.1693	4.300	29	36	6	36	74	751-042-1	751-542-1
11/64 (.1719)	4.366	29	36	6	36	74	751-044-1	751-544-1
.1720	4.370	29	36	6	36	74	751-046-1	751-546-1
.1732	4.400	29	36	6	36	74	751-048-1	751-548-1
.1772	4.500	29	36	6	36	74	751-050-1	751-550-1
.1811	4.600	29	36	6	36	74	751-052-1	751-552-1
.1831	4.650	29	36	6	36	74	751-054-1	751-554-1
.1850	4.700	35	44	6	36	82	751-056-1	751-556-1
.1874	4.760	35	44	6	36	82	751-058-1	751-558-1
3/16 (.1875)	4.763	35	44	6	36	82	751-060-1	751-560-1
.1890	4.800	35	44	6	36	82	751-062-1	751-562-1
.1929	4.900	35	44	6	36	82	751-064-1	751-564-1
.1969	5.000	35	44	6	36	82	751-066-1	751-566-1
.2008	5.100	35	44	6	36	82	751-068-1	751-568-1
13/64 (.2031)	5.159	35	44	6	36	82	751-070-1	751-570-1
.2031	5.160	35	44	6	36	82	751-072-1	751-572-1
.2047	5.200	35	44	6	36	82	751-074-1	751-574-1
.2087	5.300	35	44	6	36	82	751-076-1	751-576-1
.2126	5.400	35	44	6	36	82	751-078-1	751-578-1

# 5XD HURRICANE DRILLS CONTINUED



Imperial Decimal Diameter (D1)	Metric Diameter (D1)	Length of Cut (L1)	Length of Flute (L3)	Shank Diameter (D2)	Shank Length (L4)	Overall Length (L2)	<b>POWERA</b> Non-Coolant Through	<b>POWERA</b> Coolant Through
.2165	5.500	35	44	6	36	82	751-080-1	751-580-1
.2185	5.550	35	44	6	36	82	751-082-1	751-582-1
7/32 (.2188)	5.556	35	44	6	36	82	751-084-1	751-584-1
.2189	5.560	35	44	6	36	82	751-086-1	751-586-1
.2205	5.600	35	44	6	36	82	751-088-1	751-588-1
.2244	5.700	35	44	6	36	82	751-090-1	751-590-1
.2283	5.800	35	44	6	36	82	751-092-1	751-592-1
.2323	5.900	35	44	6	36	82	751-094-1	751-594-1
.2343	5.950	35	44	6	36	82	751-096-1	751-596-1
15/64 (.2344)	5.953	35	44	6	36	82	751-098-1	751-598-1
.2362	6.000	35	44	6	36	82	751-100-1	751-600-1
.2402	6.100	43	53	8	36	91	751-102-1	751-602-1
.2441	6.200	43	53	8	36	91	751-104-1	751-604-1
.2480	6.300	43	53	8	36	91	751-106-1	751-606-1
1/4 (.2500)	6.350	43	53	8	36	91	751-108-1	751-608-1
.2520	6.400	43	53	8	36	91	751-110-1	751-610-1
.2559	6.500	43	53	8	36	91	751-112-1	751-612-1
.2598	6.600	43	53	8	36	91	751-114-1	751-614-1
.2638	6.700	43	53	8	36	91	751-116-1	751-616-1
17/64 (.2656)	6.747	43	53	8	36	91	751-118-1	751-618-1
.2657	6.750	43	53	8	36	91	751-120-1	751-620-1
.2677	6.800	43	53	8	36	91	751-122-1	751-622-1
.2717	6.900	43	53	8	36	91	751-124-1	751-624-1
.2756	7.000	43	53	8	36	91	751-126-1	751-626-1
.2795	7.100	43	53	8	36	91	751-128-1	751-628-1
.2811	7.140	43	53	8	36	91	751-130-1	751-630-1
9/32 (.2813)	7.144	43	53	8	36	91	751-132-1	751-632-1
.2835	7.200	43	53	8	36	91	751-134-1	751-634-1
.2874	7.300	43	53	8	36	91	751-136-1	751-636-1
.2913	7.400	43	53	8	36	91	751-138-1	751-638-1
.2953	7.500	43	53	8	36	91	751-140-1	751-640-1
.2969	7.540	43	53	8	36	91	751-142-1	751-642-1
19/64 (.2969)	7.541	43	53	8	36	91	751-144-1	751-644-1
.2992	7.600	43	53	8	36	91	751-146-1	751-646-1
.3031	7.700	43	53	8	36	91	751-148-1	751-648-1
.3071	7.800	43	53	8	36	91	751-150-1	751-650-1
.3110	7.900	43	53	8	36	91	751-152-1	751-652-1
5/16 (.3125)	7.938	43	53	8	36	91	751-154-1	751-654-1
.3126	7.940	43	53	8	36	91	751-156-1	751-656-1
.3150	8.000	43	53	8	36	91	751-158-1	751-658-1
.3189	8.100	49	61	10	40	103	751-160-1	751-660-1
.3228	8.200	49	61	10	40	103	751-162-1	751-662-1
.3268	8.300	49	61	10	40	103	751-164-1	751-664-1
.3280	8.330	49	61	10	40	103	751-166-1	751-666-1
21/64 (.3281)	8.334	49	61	10	40	103	751-168-1	751-668-1
.3307	8.400	49	61	10	40	103	751-170-1	751-670-1
.3346	8.500	49	61	10	40	103	751-172-1	751-672-1
.3386	8.600	49	61	10	40	103	751-174-1	751-674-1

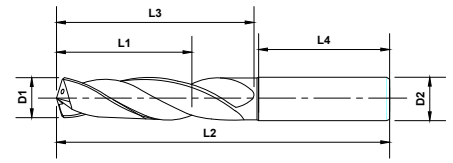
# 5XD HURRICANE DRILLS CONTINUED



Imperial Decimal Diameter (D1)	Metric Diameter (D1)	Length of Cut (L1)	Length of Flute (L3)	Shank Diameter (D2)	Shank Length (L4)	Overall Length (L2)	<b>POWERA</b> Non-Coolant Through	<b>POWERA</b> Coolant Through
.3425	8.700	49	61	10	40	103	751-176-1	751-676-1
.3437	8.730	49	61	10	40	103	751-178-1	751-678-1
11/32 (.3438)	8.731	49	61	10	40	103	751-180-1	751-680-1
.3465	8.800	49	61	10	40	103	751-182-1	751-682-1
.3504	8.900	49	61	10	40	103	751-184-1	751-684-1
.3543	9.000	49	61	10	40	103	751-186-1	751-686-1
.3583	9.100	49	61	10	40	103	751-188-1	751-688-1
23/64 (.3594)	9.128	49	61	10	40	103	751-190-1	751-690-1
.3594	9.130	49	61	10	40	103	751-192-1	751-692-1
.3622	9.200	49	61	10	40	103	751-194-1	751-694-1
.3642	9.250	49	61	10	40	103	751-196-1	751-696-1
.3661	9.300	49	61	10	40	103	751-198-1	751-698-1
.3701	9.400	49	61	10	40	103	751-200-1	751-700-1
.3740	9.500	49	61	10	40	103	751-202-1	751-702-1
.3748	9.520	49	61	10	40	103	751-204-1	751-704-1
3/8 (.3750)	9.525	49	61	10	40	103	751-206-1	751-706-1
.3780	9.600	49	61	10	40	103	751-208-1	751-708-1
.3819	9.700	49	61	10	40	103	751-210-1	751-710-1
.3858	9.800	49	61	10	40	103	751-212-1	751-712-1
.3898	9.900	49	61	10	40	103	751-214-1	751-714-1
.3906	9.920	49	61	10	40	103	751-216-1	751-716-1
25/64 (.3906)	9.922	49	61	10	40	103	751-218-1	751-718-1
.3937	10.000	49	61	10	40	103	751-220-1	751-720-1
.3976	10.100	56	71	12	45	118	751-222-1	751-722-1
.4016	10.200	56	71	12	45	118	751-224-1	751-724-1
.4055	10.300	56	71	12	45	118	751-226-1	751-726-1
13/32 (.4063)	10.319	56	71	12	45	118	751-228-1	751-728-1
.4063	10.320	56	71	12	45	118	751-230-1	751-730-1
.4094	10.400	56	71	12	45	118	751-232-1	751-732-1
.4134	10.500	56	71	12	45	118	751-234-1	751-734-1
.4173	10.600	56	71	12	45	118	751-236-1	751-736-1
.4213	10.700	56	71	12	45	118	751-238-1	751-738-1
27/64 (.4219)	10.716	56	71	12	45	118	751-240-1	751-740-1
.4252	10.800	56	71	12	45	118	751-242-1	751-742-1
.4291	10.900	56	71	12	45	118	751-244-1	751-744-1
.4331	11.000	56	71	12	45	118	751-246-1	751-746-1
.4370	11.100	56	71	12	45	118	751-248-1	751-748-1
.4374	11.110	56	71	12	45	118	751-250-1	751-750-1
7/16 (.4375)	11.113	56	71	12	45	118	751-252-1	751-752-1
.4409	11.200	56	71	12	45	118	751-254-1	751-754-1
.4449	11.300	56	71	12	45	118	751-256-1	751-756-1
.4488	11.400	56	71	12	45	118	751-258-1	751-758-1
.4528	11.500	56	71	12	45	118	751-260-1	751-760-1
29/64 (.4531)	11.509	56	71	12	45	118	751-262-1	751-762-1
.4567	11.600	56	71	12	45	118	751-264-1	751-764-1
.4606	11.700	56	71	12	45	118	751-266-1	751-766-1
.4646	11.800	56	71	12	45	118	751-268-1	751-768-1
.4685	11.900	56	71	12	45	118	751-270-1	751-770-1
15/32 (.4688)	11.906	56	71	12	45	118	751-272-1	751-772-1



# 5XD HURRICANE DRILLS CONTINUED



Imperial Decimal Diameter (D1)	Metric Diameter (D1)	Length of Cut (L1)	Length of Flute (L3)	Shank Diameter (D2)	Shank Length (L4)	Overall Length (L2)	POWERA Non-Coolant Through	POWERA Coolant Through
.4689	11.910	56	71	12	45	118	751-274-1	751-774-1
.4724	12.000	56	71	12	45	118	751-276-1	751-776-1
31/64 (.4844)	12.303	56	71	12	45	118	751-278-1	751-778-1
.4921	12.500	60	77	14	45	124	751-280-1	751-780-1
.4961	12.600	60	77	14	45	124	751-282-1	751-782-1
1/2 (.5000)	12.700	60	77	14	45	124	751-284-1	751-784-1
.5118	13.000	60	77	14	45	124	751-286-1	751-786-1
17/32 (.5313)	13.494	60	77	14	45	124	751-288-1	751-788-1
.5315	13.500	60	77	14	45	124	751-290-1	751-790-1
.5394	13.700	60	77	14	45	124	751-292-1	751-792-1
.5512	14.000	60	77	14	45	124	751-296-1	751-796-1
9/16 (.5625)	14.288	63	83	16	48	133	751-302-1	751-802-1
.5709	14.500	63	83	16	48	133	751-304-1	751-804-1
37/64 (.5781)	14.684	63	83	16	48	133	751-306-1	751-806-1
.5787	14.700	63	83	16	48	133	751-308-1	751-808-1
.5906	15.000	63	83	16	48	133	751-310-1	751-810-1
39/64 (.6094)	15.478	63	83	16	48	133	751-312-1	751-812-1
.6102	15.500	63	83	16	48	133	751-314-1	751-814-1
.6181	15.700	63	83	16	48	133	751-316-1	751-816-1
5/8 (.6250)	15.875	63	83	16	48	133	751-318-1	751-818-1
.6299	16.000	63	83	16	48	133	751-320-1	751-820-1
.6496	16.500	71	93	18	48	143	751-322-1	751-822-1
.6693	17.000	71	93	18	48	143	751-324-1	751-824-1
.6890	17.500	71	93	18	48	143	751-326-1	751-826-1
.7087	18.000	71	93	18	48	143	751-328-1	751-828-1
.7283	18.500	77	101	20	50	153	751-330-1	751-830-1
.7480	19.000	77	101	20	50	153	751-332-1	751-832-1
.7677	19.500	77	101	20	50	153	751-334-1	751-834-1
.7874	20.000	77	101	20	50	153	751-336-1	751-836-1



Our continuous improvement has led us to a process that gives you unmatched, consistent quality. That process is our unique MAP Technology! Mastercut Automated Production is our exclusive method of standardization and quality repeatability. The MAP combines technology, skill, and rigid processes to provide you with the most precise products that money can buy, batch to batch and year to year.

Our MAP...your map to success!

# Hurricane Drills

## 8xD Length

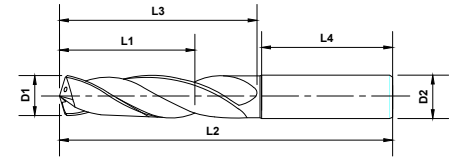
2 FLUTE • 140° POINT • 30° HELIX  
RIGID DESIGN FOR FAST FEED RATES  
POWERA COATED

MAP CERTIFIED QUALITY

HIGH PERFORMANCE A-Gr-SiV SUBMICRON GRAIN CARBIDE

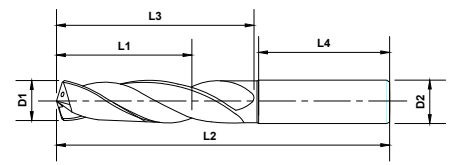


DESIGNED FOR USE ON:



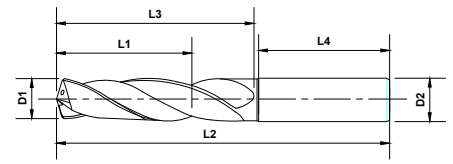
Imperial Decimal Diameter (D1)	Metric Diameter (D1)	Length of Cut (L1)	Length of Flute (L3)	Shank Diameter (D2)	Shank Length (L4)	Overall Length (L2)	POWERA Non-Coolant Through	POWERA Coolant Through
.1339	3.400	29	34	6	34	72	-	752-512-1
.1378	3.500	29	34	6	34	72	-	752-514-1
9/64 (.1406)	3.572	29	34	6	34	72	-	752-516-1
.1417	3.600	29	34	6	34	72	-	752-518-1
.1457	3.700	29	34	6	34	72	-	752-520-1
.1496	3.800	36	43	6	34	81	-	752-522-1
.1535	3.900	36	43	6	34	81	-	752-524-1
5/32 (.1563)	3.969	36	43	6	34	81	-	752-526-1
.1575	4.000	36	43	6	34	81	-	752-528-1
.1614	4.100	36	43	6	34	81	-	752-530-1
.1654	4.200	36	43	6	34	81	-	752-532-1
.1693	4.300	36	43	6	34	81	-	752-534-1
11/64 (.1719)	4.366	36	43	6	34	81	-	752-536-1
.1732	4.400	36	43	6	34	81	-	752-538-1
.1772	4.500	36	43	6	34	81	-	752-540-1
.1811	4.600	36	43	6	34	81	-	752-542-1
.1850	4.700	36	43	6	34	81	-	752-544-1
3/16 (.1875)	4.763	36	43	6	34	81	-	752-546-1
.1890	4.800	53	57	6	36	95	-	752-548-1
.1929	4.900	53	57	6	36	95	-	752-550-1
.1969	5.000	53	57	6	36	95	-	752-552-1
.2008	5.100	53	57	6	36	95	-	752-554-1
13/64 (.2031)	5.159	53	57	6	36	95	-	752-556-1
.2047	5.200	53	57	6	36	95	-	752-558-1
.2087	5.300	53	57	6	36	95	-	752-560-1
.2126	5.400	53	57	6	36	95	-	752-562-1
.2165	5.500	53	57	6	36	95	-	752-564-1
7/32 (.2188)	5.556	53	57	6	36	95	-	752-566-1
.2205	5.600	53	57	6	36	95	-	752-568-1
.2244	5.700	53	57	6	36	95	-	752-570-1
.2283	5.800	53	57	6	36	95	-	752-572-1
.2323	5.900	53	57	6	36	95	-	752-574-1
15/64 (.2344)	5.953	53	57	6	36	95	-	752-576-1
.2362	6.000	53	57	6	36	95	-	752-578-1
.2402	6.100	66	76	8	36	114	-	752-580-1
.2441	6.200	66	76	8	36	114	-	752-582-1
.2480	6.300	66	76	8	36	114	-	752-584-1
1/4 (.2500)	6.350	66	76	8	36	114	-	752-586-1
.2520	6.400	66	76	8	36	114	-	752-588-1
.2559	6.500	66	76	8	36	114	-	752-590-1
.2598	6.600	66	76	8	36	114	-	752-592-1
.2638	6.700	66	76	8	36	114	-	752-594-1
17/64 (.2656)	6.747	66	76	8	36	114	-	752-596-1
.2677	6.800	66	76	8	36	114	-	752-598-1

# 8XD HURRICANE DRILLS CONTINUED



Imperial Decimal Diameter (D1)	Metric Diameter (D1)	Length of Cut (L1)	Length of Flute (L3)	Shank Diameter (D2)	Shank Length (L4)	Overall Length (L2)	<b>POWERA</b> Non-Coolant Through	<b>POWERA</b> Coolant Through
.2717	6.900	66	76	8	36	114	-	752-600-1
.2756	7.000	66	76	8	36	114	-	752-602-1
.2795	7.100	66	76	8	36	114	-	752-604-1
9/32 (.2813)	7.144	66	76	8	36	114	-	752-606-1
.2835	7.200	66	76	8	36	114	-	752-608-1
.2874	7.300	66	76	8	36	114	-	752-610-1
.2913	7.400	66	76	8	36	114	-	752-612-1
.2953	7.500	66	76	8	36	114	-	752-614-1
19/64 (.2969)	7.541	66	76	8	36	114	-	752-616-1
.2992	7.600	66	76	8	36	114	-	752-618-1
.3031	7.700	66	76	8	36	114	-	752-620-1
.3071	7.800	66	76	8	36	114	-	752-622-1
.3110	7.900	66	76	8	36	114	-	752-624-1
5/16 (.3125)	7.938	66	76	8	36	114	-	752-626-1
.3150	8.000	66	76	8	36	114	-	752-628-1
.3189	8.100	85	95	10	45	142	-	752-630-1
.3228	8.200	85	95	10	45	142	-	752-632-1
.3268	8.300	85	95	10	45	142	-	752-634-1
21/64 (.3281)	8.334	85	95	10	45	142	-	752-636-1
.3307	8.400	85	95	10	45	142	-	752-638-1
.3346	8.500	85	95	10	45	142	-	752-640-1
.3386	8.600	85	95	10	45	142	-	752-642-1
.3425	8.700	85	95	10	45	142	-	752-644-1
11/32 (.3438)	8.731	85	95	10	45	142	-	752-646-1
.3465	8.800	85	95	10	45	142	-	752-648-1
.3504	8.900	85	95	10	45	142	-	752-650-1
.3543	9.000	85	95	10	45	142	-	752-652-1
.3583	9.100	85	95	10	45	142	-	752-654-1
23/64 (.3594)	9.128	85	95	10	45	142	-	752-656-1
.3622	9.200	85	95	10	45	142	-	752-658-1
.3661	9.300	85	95	10	45	142	-	752-660-1
.3701	9.400	85	95	10	45	142	-	752-662-1
.3740	9.500	85	95	10	45	142	-	752-664-1
.3748	9.520	85	95	10	45	142	-	752-666-1
3/8 (.3750)	9.525	85	95	10	45	142	-	752-668-1
.3780	9.600	85	95	10	45	142	-	752-670-1
.3819	9.700	85	95	10	45	142	-	752-672-1
.3858	9.800	85	95	10	45	142	-	752-674-1
.3898	9.900	85	95	10	45	142	-	752-676-1
25/64 (.3906)	9.922	85	95	10	45	142	-	752-678-1
.3937	10.000	85	95	10	45	142	-	752-680-1
.3976	10.100	99	114	12	46	162	-	752-682-1
.4016	10.200	99	114	12	46	162	-	752-684-1
.4055	10.300	99	114	12	46	162	-	752-686-1
13/32 (.4063)	10.319	99	114	12	46	162	-	752-688-1
.4094	10.400	99	114	12	46	162	-	752-690-1
.4134	10.500	99	114	12	46	162	-	752-692-1
.4173	10.600	99	114	12	46	162	-	752-694-1
.4213	10.700	99	114	12	46	162	-	752-696-1
27/64 (.4219)	10.716	99	114	12	46	162	-	752-698-1
.4252	10.800	99	114	12	46	162	-	752-700-1
.4291	10.900	99	114	12	46	162	-	752-702-1


# 8XD HURRICANE DRILLS CONTINUED



Imperial Decimal Diameter (D1)	Metric Diameter (D1)	Length of Cut (L1)	Length of Flute (L3)	Shank Diameter (D2)	Shank Length (L4)	Overall Length (L2)	POWERA Non-Coolant Through	POWERA Coolant Through
.4331	11.000	99	114	12	46	162	-	752-704-1
.4370	11.100	99	114	12	46	162	-	752-706-1
7/16 (.4375)	11.113	99	114	12	46	162	-	752-708-1
.4409	11.200	99	114	12	46	162	-	752-710-1
.4449	11.300	99	114	12	46	162	-	752-712-1
.4488	11.400	99	114	12	46	162	-	752-714-1
.4528	11.500	99	114	12	46	162	-	752-716-1
29/64 (.4531)	11.509	99	114	12	46	162	-	752-718-1
.4567	11.600	99	114	12	46	162	-	752-720-1
.4606	11.700	99	114	12	46	162	-	752-722-1
.4646	11.800	99	114	12	46	162	-	752-724-1
.4685	11.900	99	114	12	46	162	-	752-726-1
15/32 (.4688)	11.906	99	114	12	46	162	-	752-728-1
.4724	12.000	99	114	12	46	162	-	752-730-1
31/64 (.4844)	12.303	99	114	12	46	162	-	752-732-1
.4921	12.500	116	133	14	47	182	-	752-734-1
1/2 (.5000)	12.700	116	133	14	47	182	-	752-736-1
.5118	13.000	116	133	14	47	182	-	752-738-1
.5315	13.500	116	133	14	47	182	-	752-740-1
.5512	14.000	116	133	14	47	182	-	752-742-1
.5709	14.500	132	152	16	50	204	-	752-744-1
.5906	15.000	132	152	16	50	204	-	752-746-1
.6102	15.500	132	152	16	50	204	-	752-748-1
.6299	16.000	132	152	16	50	204	-	752-750-1
.6496	16.500	150	171	18	50	223	-	752-752-1
.6693	17.000	150	171	18	50	223	-	752-754-1
.6890	17.500	150	171	18	50	223	-	752-756-1
.7087	18.000	150	171	18	50	223	-	752-758-1
.7283	18.500	166	190	20	52	244	-	752-760-1
.7480	19.000	166	190	20	52	244	-	752-762-1
3/4 (.7500)	19.050	166	190	20	52	244	-	752-764-1
.7677	19.500	166	190	20	52	244	-	752-766-1
.7874	20.000	166	190	20	52	244	-	752-768-1



Distributed By:



**The Cutting Edge Mastered**

**Main Office**  
 965 Harbor Lake Dr.  
 Safety Harbor, Florida 34695 USA  
 Tel: 001 . 727 . 726 . 5336  
 Fax: 001 . 727 . 725 . 2532  
 Email: sales@mastercuttool.com  
 Web: www.mastercuttool.com